


Your client's project should consider this pool



EXCLUSIVE FEATURES

- Up to six pools and temperatures in one affordable pool concept.
- Full body lap current
- Multiple flat depths
- Adjustable to all ages and physical capabilities
- Some applications include fitness centers, water parks, hotels, hospital wellness, senior complexes, physical therapy and much more.



TURTLE™ Pool Systems, Inc.

OVERVIEW

The **patented** Turtle Pool Gymnasium is a unique “multi-pool” and multi-temperature pool built to suit all of your clients’ fitness, therapy and recreational needs. Its design provides for different, adjustable temperatures in up to six different pool areas—all in one great design. This design saves space and utility costs.

The outer current lap channel features an **exclusive** adjustable full-body current flow (0-25 mph). The center pool and other areas have deep and shallow levels that can be activity areas or outfitted with gym exercise equipment including exercise bikes, treadmills, steps, stabilizers and water weightlifting wafers to suit your clients’ needs. (Turtle Pool’s sister company Loch Integrated Systems can provide the equipment mentioned above.)


With its variable current lap channel, center pool, and four possible activity pools, the Turtle Pool can be up to six pools in one. Adding a hot tub at the Turtle’s “head” brings the number to **seven pools in one**.



PATENTED POOL FLOOR AND WALL SYSTEMS

GRID-LOCH pool floor and wall systems hold water-exercise gym equipment and stabilizers securely in place **and** hold the user safely in the water. The basics of the system are 19-inch (.5 m) square PVC mats that attach to the bottom or in a single-grid channel on the side of a pool. Equipment connector posts slip into anchor holes and lock into the single Grid-Loch base. Unused holes can be covered with PVC caps available in a wide range of colors.


GRID-LOCH Integrated Systems



GRID-LOCH pool floor square



SPORTS-LOCH aqua bike



AIR-LOCH weightlifting wafers

TURTLE™ Pool Systems, Inc.



EXCLUSIVE GEOGRAPHIC LICENSING AND TECHNICAL SUPPORT AVAILABLE

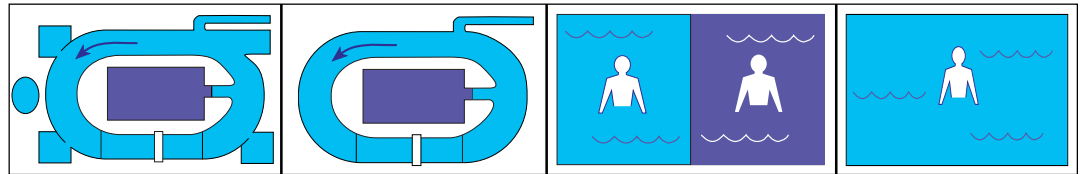
Special licensing giving geographic exclusivity is available. The agreement provides legal protection from other businesses in your region duplicating your aquatic programs and capabilities. It also gives access to full technical support, operational guidelines, and proven Turtle Pool/Gymnasium water therapy methods.

EXPANDED USE AND PROFITABILITY

Compared to traditional lap and other kinds of pools, the Turtle Pool Gymnasium's multi-use design offers something for everyone in your area. It allows more people to swim, exercise and play at one time—keeping families together and expanding pool use, profitability and member retention.

FOUR STANDARD DESIGNS

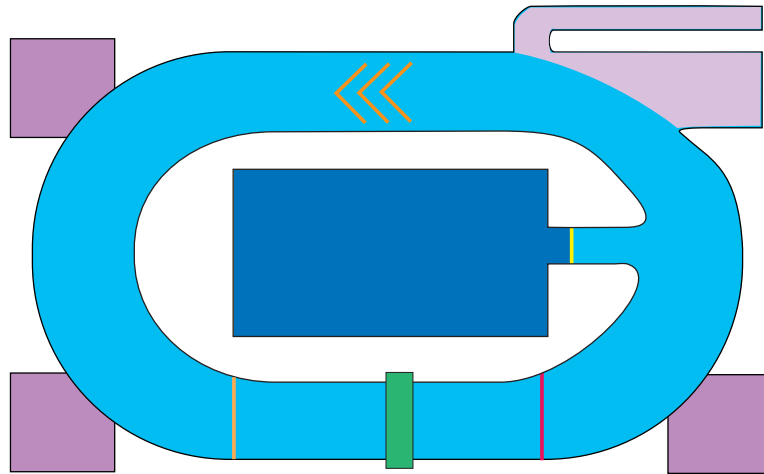
All dimensions can be changed and custom built, to suit your clients needs.



	TURTLE POOL GYMNASIUM	TURTLE POOL GYM	POOL GYMNASIUM	POOL GYM
Overall Size	Approx. 46 x 86 ft. (13.8 x 26m)	Approx. 30 x 45 ft. (9.1 x 13.7m)	Approx. 20 x 45 ft. (6.1 x 12.2m)	Approx. 10 x 230 ft. (3 x 6.1m)
Activity Pockets	Up to 4 separate activity pockets to make 6 pools	n/a	n/a	n/a
Lap Pool Width	10 ft. (3m)	6 ft. (1.8m)	n/a	n/a
Inside Pool	18 x 40 ft. (6 x 12.2m)	14 x 28 ft. (4.5 x 9m)	n/a	n/a
Water Temperature	Up to 6 water temps.	14 x 28 ft. (4.5 x 9m)	One or two water temps. (two temperatures requires a wall separation)	One water temp.
Multiple Depths	Multiple Depths depending on needs	Multiple Depths depending on needs	Two Depths depending on needs	Can be two depths depending on needs
Stainless Steel Side Walls w/Painted Concrete Floor	yes	yes	yes	yes
Full Body Current Flow (Exclusive)	1 mph, optional up to 12 mph	1 mph, optional up to 7 mph	n/a	n/a
Steps Included, Depending on Final Size and Needs	yes	yes	yes	yes
Ramp Included, Depending on Final Size and Needs	yes	yes	yes	yes
Bridge Provided Over Lap Pool	yes	yes	n/a	n/a
Built to Accept Patented GRID-LOCH Pool Floor and Wall Systems with LOCH Water Exercise Equipment	yes	yes	yes	yes
Patented And Trademarked Worldwide	yes	yes	yes	yes

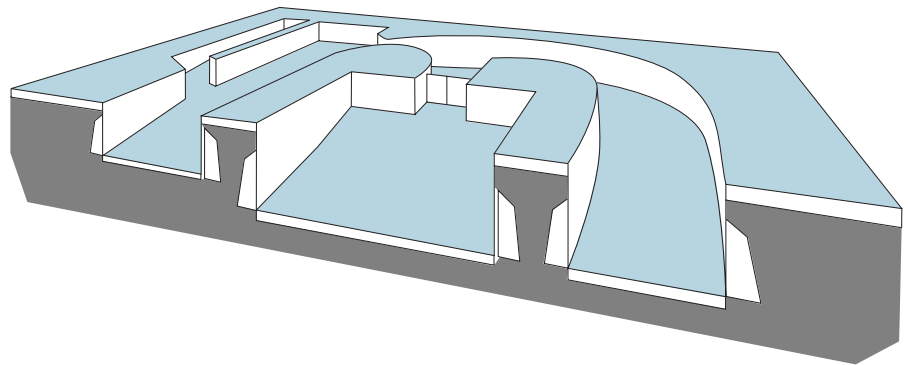
TURTLE™ Pool Systems, Inc.

TECHNICAL SPECIFICATIONS



- Lap Pool: 84°F (20°C) Adjustable
- Center Pool: 94°F (34°C) Adjustable
- Access Ramp — ADA Approved
- Activity Pocket (optional) any size
- Bridge - Standard or ADA Approved
- ⇐⇐⇐ Full Body Current (Exclusive)
- Door (Exclusive)
- Start Bar
- Finish Bar

FEATURE	MINIMUM DIMENSIONS*
Lap Pool	45' x 30' (13.7m x 9.2m)
Channel Width	6" (1.8m)
Center Pool	14' x 28" (4.3m x 8.5m)
Activity Pockets	10' x 10' (3.0m x 3.0m)
Access Ramp:	
Width	3' (.9m)
Slope	1" - 12" Pitch (0 - .3m)
Variable Depth	2' - 10' (.6m x .3m)



* Pool dimensions can be varied according to customer specifications as long as it doesn't deviate from the patent and licensing of the pool

FEATURE	MATERIAL	NOTES
Sides	Stainless Steel	Tig-welded seams, mig-welded in deep water areas
Floor	Concrete or Tile	Reinforced (6" min. - 4000#/sq. ft. capacity)
Decks	Concrete or Tile	Reinforced (4" min.)
Deck Drains	PVC and Stainless Steel	Specified according to local codes
Coping	Concrete or Tile	Vinyl optional
Buttresses	Angle-Iron Support System	Back filled with sand
Drains & Lines	40 PVC	Sized to fit application and local codes
Filters, Pumps, Heaters & Chlorinator		Specified according to application and local codes
Ladders	Stainless Steel	Placed according to local codes
Start & Finish Bars	Stainless Steel	Overlap area
Grab Bars	Stainless Steel	Three pairs
Emergency Switch or Shut-Off Buttons		To stop water current in case of emergency
Pool Dividing Doors	Stainless Steel or Specified Light-Weight Material	
Pool Markings	Painted-On Vinyl	Specified according to local codes
Bridge	Aluminum	12' x3" (3.66m x .9m) deck construction